



La Chance

PENROSE

HAYO GEBAUER

Dinner table ● 2020



INDEX

introduction	2
specifications	3
packing list	4
assembly instructions	5

La Chance

4, rue de la Pierre Levée 75011 Paris, France | +33 (0) 9 72 31 12 77 | info@lachance.paris | www.lachance.paris

PENROSE

Penrose is a large dinner table in wood and glass. The design was inspired by the geometric research of mathematician Roger Penrose and his famous impossible triangle.

Depending on the point of view, the legs overlap or blend to form shapes with 3, 4, or 5 legs. The glass top (clear of neon pink) shows the solid wood base assembled with traditional tenon and mortise technique. The result is a sculptural piece with brutalist inspirations enriched with luxurious finishes and the natural beauty of noble materials.





THE DESIGNER

Hayo Gebauer envisions functionality and aesthetics around modern ways of living. Using industrial design as a means to create imaginative, long-lasting objects.

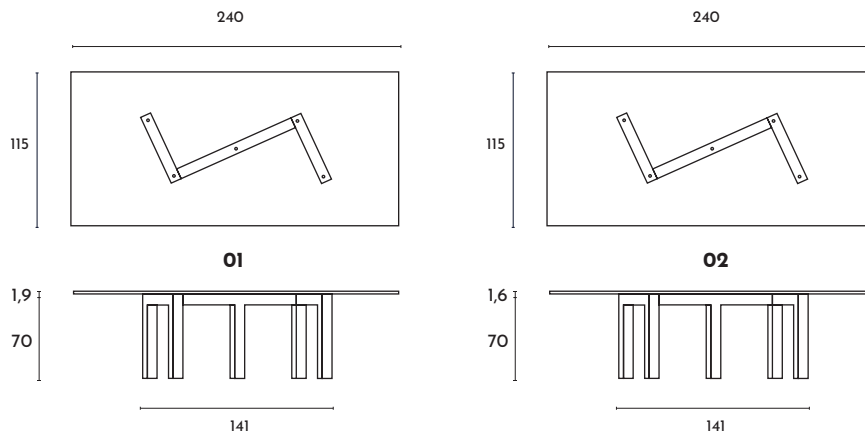
German-born Hayo Gebauer is a Berlin-based industrial designer specialized in furniture, lighting and products. He founded the studio after obtaining a master's degree from the Design Academy Eindhoven in 2016.

SPECIFICATIONS

MATERIALS & FINISHES

FINISHES	
	Extraclear glass
	Black/Natural/White stained solid ash
	Neon pink glass
	Blue/Pink/Orange stained solid ash

TECHNICAL DRAWINGS



PACKAGING INFORMATION

COMPONENTS	FINISHES	PACKAGING	DIMENSIONS	WEIGHT	QUANTITY
01					
Top	Extraclear glass	Wooden crate	L.254xW.133xH.23	250kg	1 crate
Structure	Wood	Cardboard box	L.116xW.87xH.17	30kg	1 box
02					
Top	Neon pink glass	Wooden crate	L.254xW.133xH.23	230kg	1 crate
Structure	Wood	Cardboard box	L.116xW.87xH.17	30kg	1 box

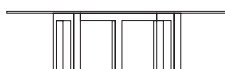
Dimensions are in centimeters.

DELIVERY & MAINTENANCE

DELIVERY	Delivery lead time: 10 weeks
MAINTENANCE	Always use a soft cloth and rub lightly. Never apply any solvents on the wooden legs. Glass cleaner spray can be used for the glass table top. More info about material and maintenance on www.lachance.paris/moodboard/

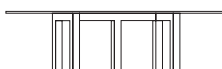
PACKING LIST

CONTENT OF THE ORDER



01

1 clear glass top
3 wooden legs
1 box with :
- 2 flat end screws
- 2 screw covers
- 2 metal washers



02

1 pink glass top
3 wooden legs
1 box with :
- 2 flat end screws
- 2 screw covers
- 2 metal washers

BE CAREFUL

- Do not climb on the table.
- Do not seat on the glass.
- To move the table top, do not slip on the screw covers,
at the risk of damaging the adhesive pads and scratching the glass.
- Indoor use only


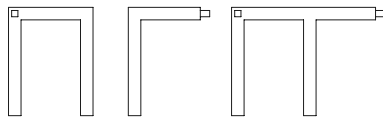
MORE INFORMATION

www.lachance.paris/products/penrose
www.lachance.paris/moodboard

ASSEMBLY INSTRUCTIONS

CONTENT

○ x2 ⊙ x2 ↑ x2



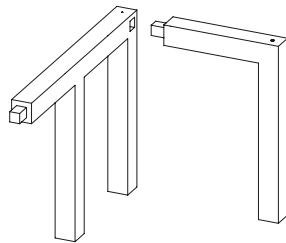
Number of persons: 4-6

Tools required:

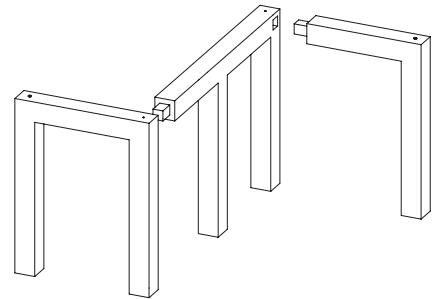
- a mallet with a rubber head
please DO NOT use a hammer
- a hex key

INSTRUCTIONS

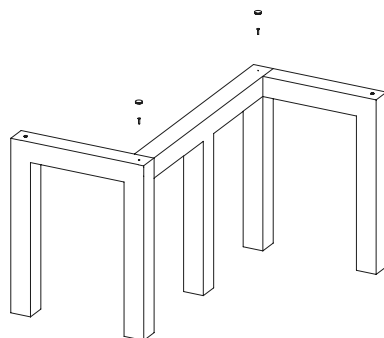
1. Insert the first leg in the central one.



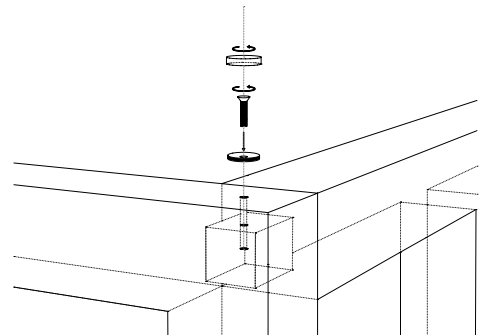
2. Insert the third leg in the previous ensemble.



3. Screw the joints with the provided elements.

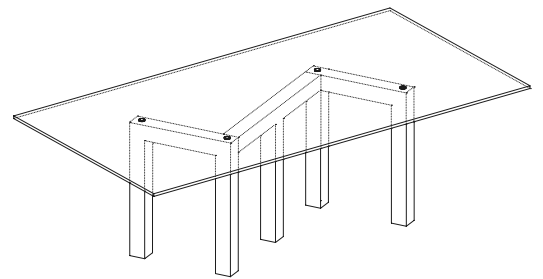
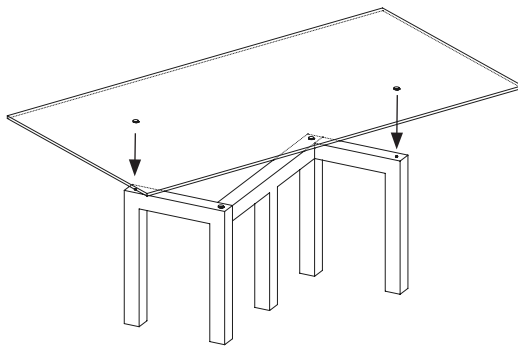


4. Insert a screw in a metal washer, screw it to the wood and cover it with a screw cover.



ASSEMBLY INSTRUCTIONS

- 5.** Set the table top, making sure the covers are aligned to the screws.
At least 4 people are required to lift the glass top.



CONTACT

Do not hesitate to contact us if you have any question about the product, its assembly instructions and maintenance.

La Chance
info@lachance.paris
+33 (0) 9 72 31 12 74