



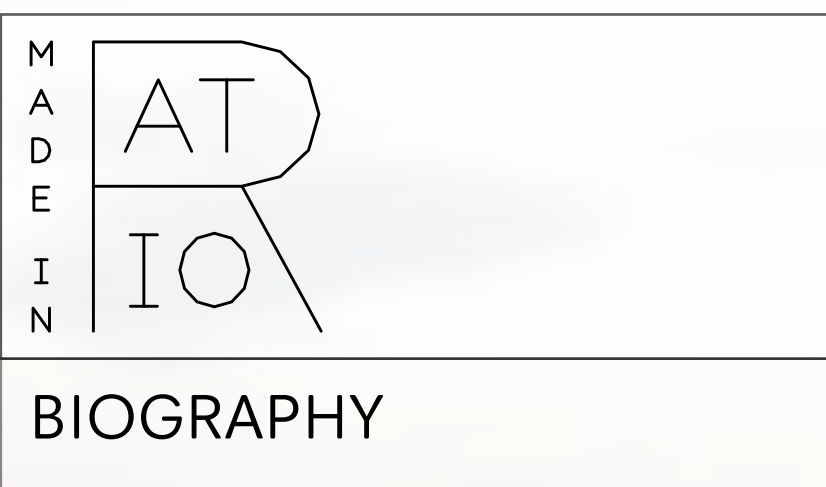
M
A
D
E

I
N

A
T

I
O

C A T A L O G U E



Made in Ratio creates boundary-pushing contemporary furniture.

Designed and developed by Creative Director Brodie Neill, the brand was forged from a desire to take exceptional ideas from inception to production by embracing digital design, leading technologies and experimental processes.

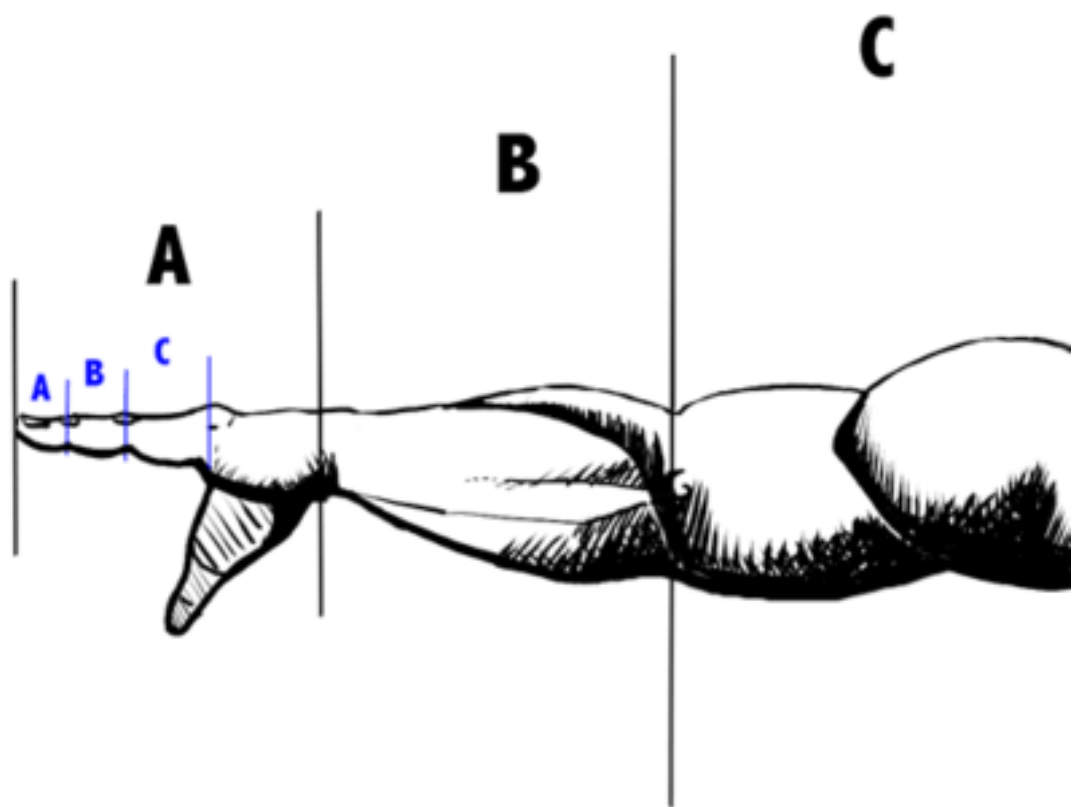
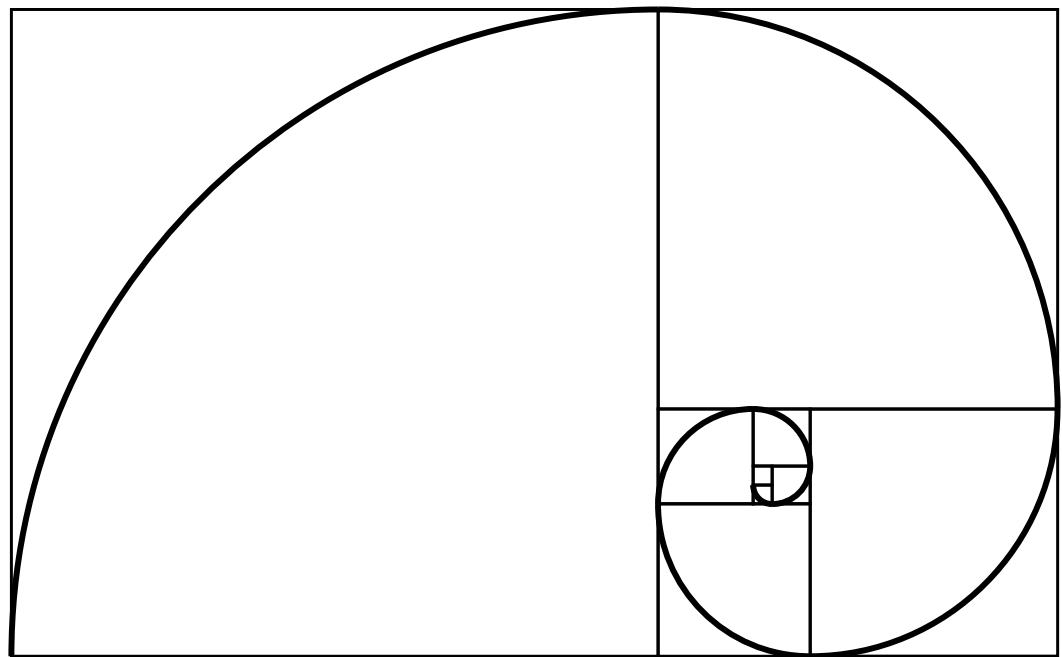
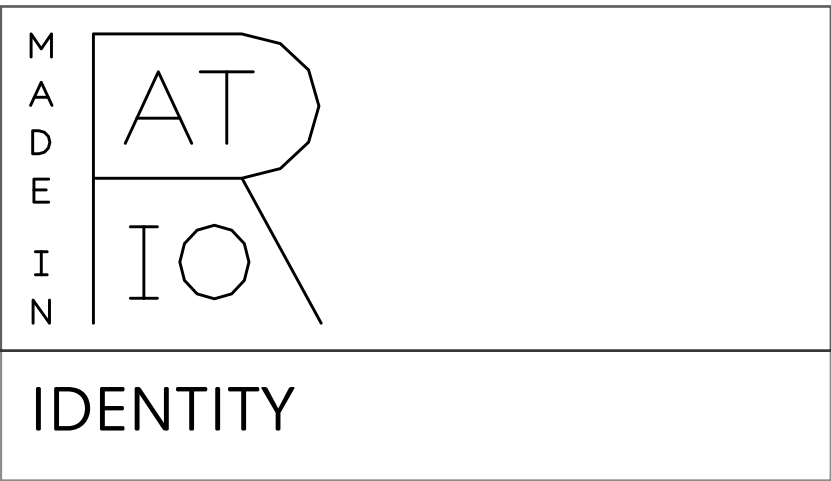
Working alongside some of the finest craftspeople in Europe and championing time-honoured materials, the collection is imbued with a spirit of innovation and design excellence.

madeinratio.com | [@madeinratio](https://www.instagram.com/madeinratio) | [#madeinratio](https://www.facebook.com/madeinratio)





GUIDED BY TRADITION
SHAPED BY INNOVATION
ENHANCED BY TECHNOLOGY
REFINED BY HAND
SUSTAINABLE BY NATURE
HONED BY TIME




M
A
D
E

I
N

AT
IO

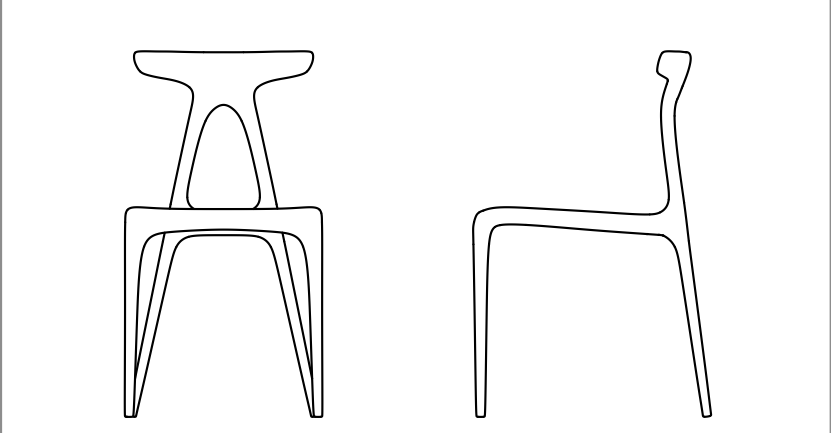
ALPHA





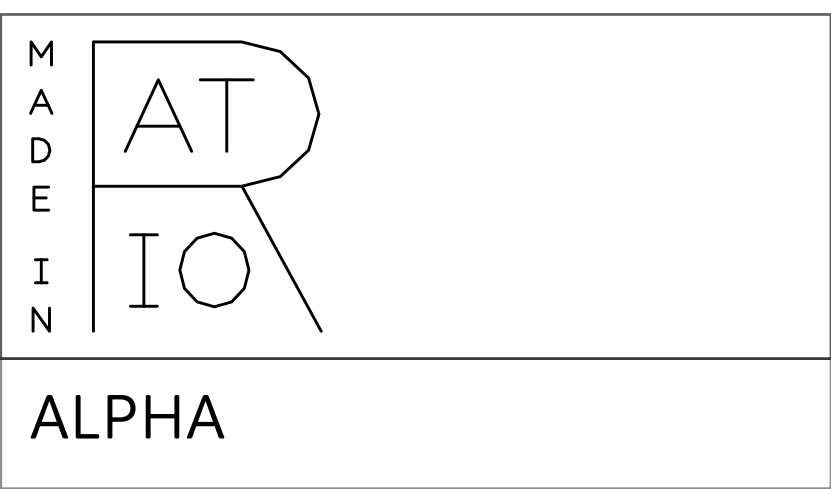
ALPHA

The Alpha chair is a solid-wood all-purpose stackable chair produced using the latest production technologies of shaped wooden furniture. The name Alpha is derived from the strong architectural gesture that gives the chair its inherent strength: the A shaped structure of the back legs and backrest that are organically and sensually moulded into one.



Dimensions. L 530mm x W 440mm x H 810mm
Materials. Solid Oak / Solid Ebonised Oak / Solid Walnut

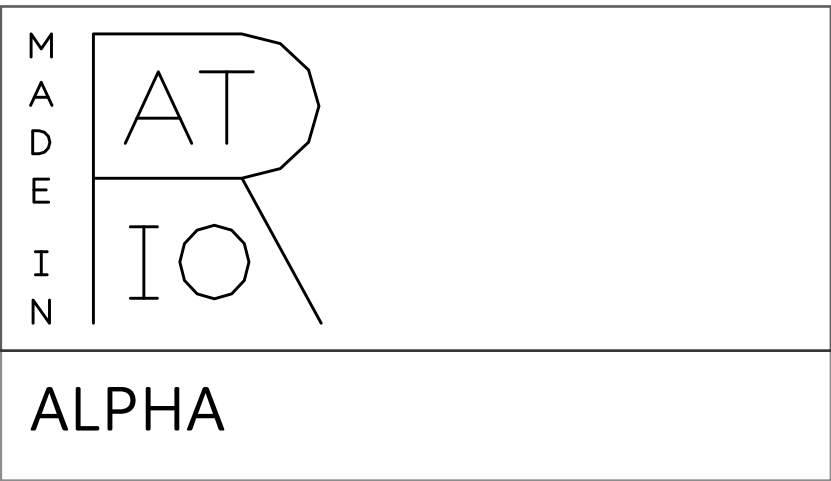




Loft Apartment, London UK



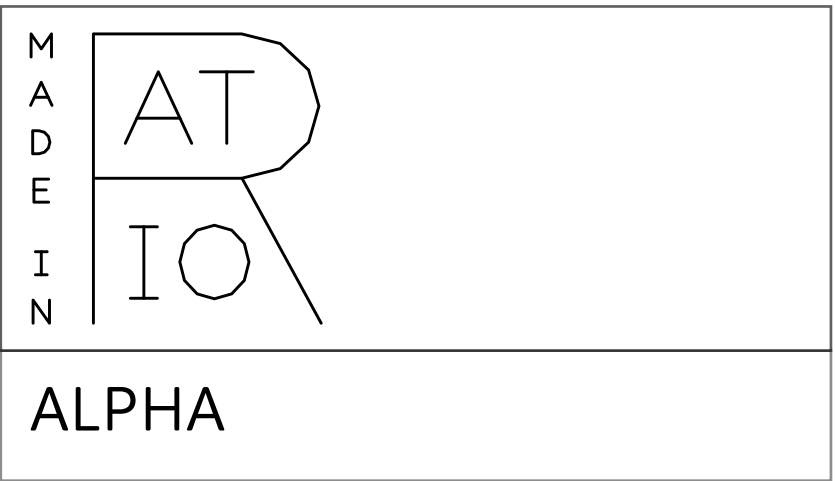
Emossao Gallery, Hamburg Germany



Kensal Green Studio, London UK



Peckham, London UK



Alpha chair stacked detail




Alpha chair Stacked in Walnut, Oak and Ebonised Oak

M
A
D
E
I
N

AT
IO


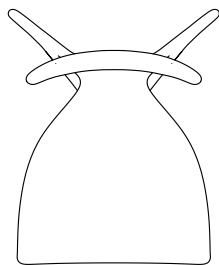
ALPHA STOOL





ALPHA STOOL

The solid wood Alpha stool elevates the biomorphic profile of its predecessor Alpha Chair. The footrest of the stool seemingly grows organically into the bridge and support of the back legs whilst maintaining a sinuous form that is lightweight and sculptural. The name Alpha is derived from the strong architectural gesture that gives the collection its inherent strength: the A-shaped structure.



Dimensions. L 570mm x W 430mm x H 960mm. Seat Height 670mm
Materials. Solid Ebonised Oak / Solid Walnut



M
A
D
E

I
N

AT
IO

ALPHA STOOL



Alpha Stool, Walnut



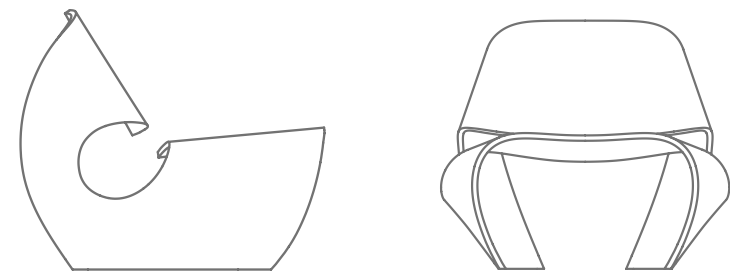
Alpha Stool, Walnut

MADE
IN
AT
IO
COWRIE



COWRIE

The Cowrie chair is inspired by the concave lines of sea shells. The curvilinear form is the result of an extensive research and innovation process that bridges the handmade with the digital. Sweeping lines are displayed in a gentle, single surface monocoque fold. The all-in-one structure of the easy chair is formed in bent plywood with either a walnut or natural or ebonised ash veneer.



Dimensions. L 750mm x W 740mm x H 640mm
Materials. Plywood faced with Ash /
Ebonsied Ash / Walnut



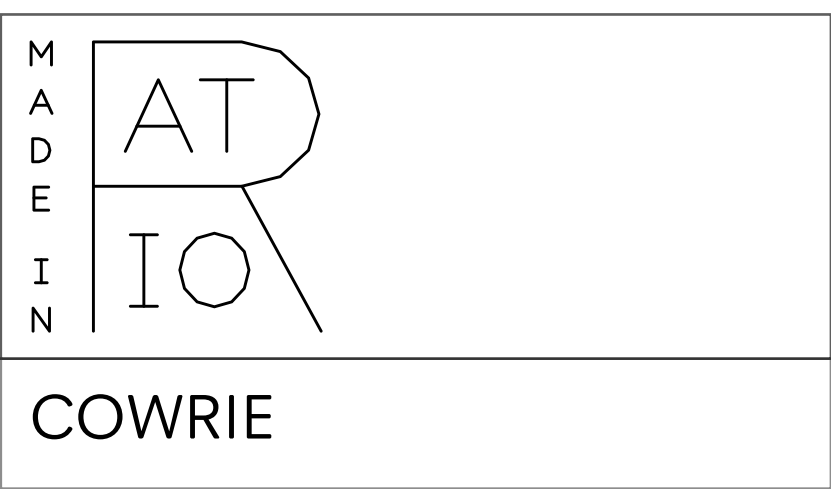




Bellevue Apartments, Sydney Australia



West Leederville Cottage, Perth Australia



De Beauvoir Residence, London UK



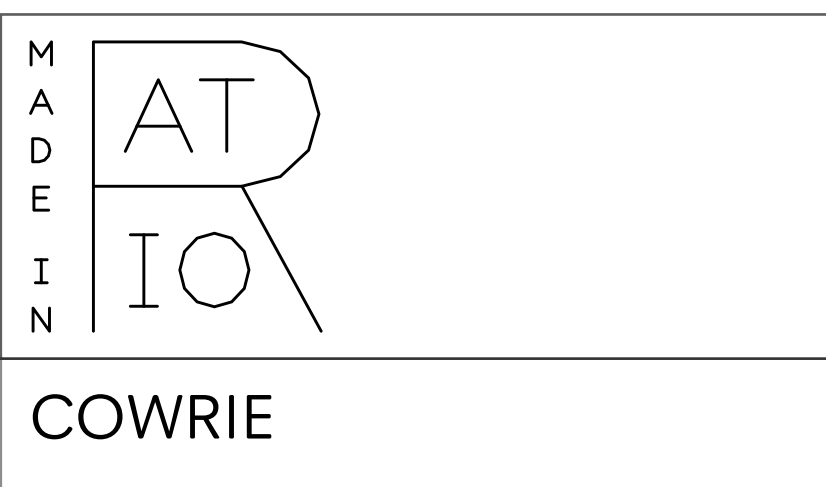
Elie Saab Showroom, London UK



200 George Street, Sydney Australia



Emossao Gallery, Hamburg Germany




Cowrie, Ebonised Oak wih Black Leather




Cowrie, Walnut with Black Leather





COWRIE ROCKER

The Cowrie rocker is inspired by the concave lines of sea shells. The curvilinear form is the result of an extensive research and innovation process that bridges the handmade with the digital. Sweeping lines are displayed in a gentle, single surface monocoque fold. The all-in-one structure of the elegant rocking lounger is formed in bent plywood with either a walnut or natural or ebonised ash veneer.



Dimensions. L 1870mm x W 690mm x H 770mm
Materials. Plywood faced with Ash /
Ebonsied Ash / Walnut

M
A
D
E

I
N

AT
IO

COWRIE ROCKER



Via Palermo, Milan Italy



Kings Cross Gallery, London UK

M
A
D
E

I
N

AT
IO

COWRIE ROCKER



Permanent Collection, National Gallery of Victoria, Melbourne Australia



Cowrie Rocker in Walnut


M
A
D
E

I
N

AT
IO

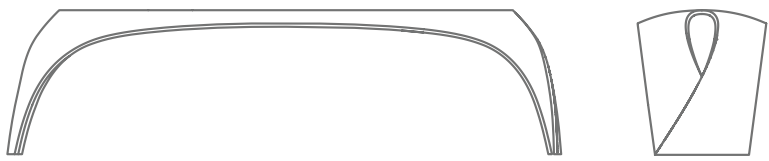
PLEAT





PLEAT

Moulded from a single piece of Corian, the Pleat bench effortlessly overlaps at each end to create a sturdy yet elegant silhouette. Suitable for both indoor and outdoor, the bench allows flexibility of use in all environments.



Dimensions. D 410mm x W 1800mm x H 450mm
Materials. Corian

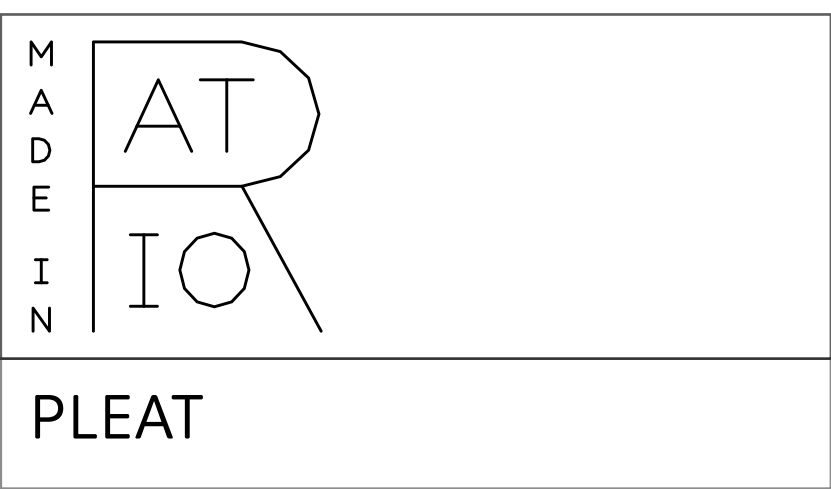


M
A
D
E
I
N

AT
IO

PLEAT





Rooftop Gardens, Seoul South Korea



Icon Design Event, London UK

MADE IN
AT
IO
ROTOR



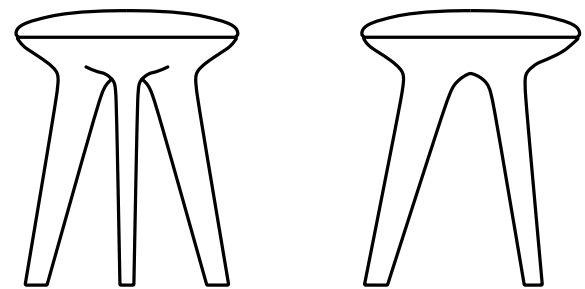
M
A
D
E

I
N

AT
IO

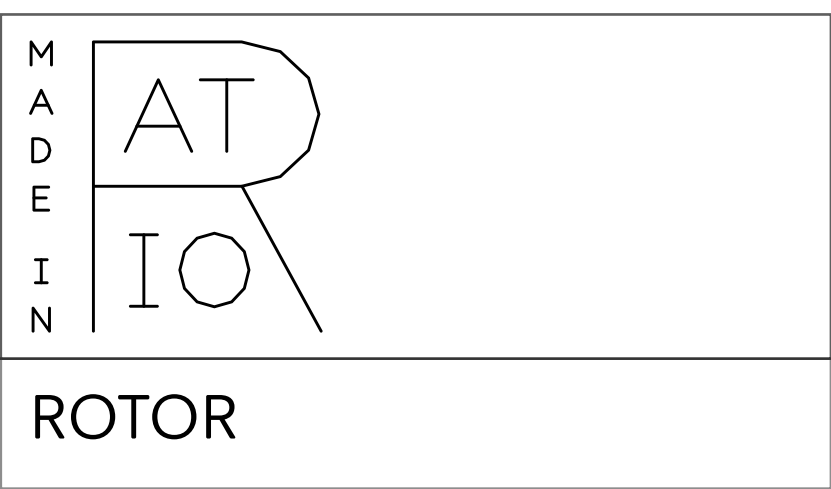
ROTOR

Inspired by the Reuleaux rotating triangle, the form of the Rotor stool is based on the intersection of three circles. The CNC-cut organic shape celebrates ‘the curve of constant width’ with the wood grain radiating out in six directions from the centre to create a structural pattern. Available as a versatile sidetable or comfortable stool with the addition of a padded vegetable-tanned leather seat.



Dimensions. L 380mm × W 380mm × H 500mm
Materials. Solid Oak / Solid Ebonised Oak /
Solid Walnut / Vegetable-Tanned Leather






Mint Gallery, London UK



Via Palermo, Milan Italy





SUPERNOVA

The Supernova is a dynamic, self-leveling trestle cast entirely from recycled aluminium with a toughened glass top. Simple and versatile to orientate, the star shaped structure can be positioned vertically for a high desk or dining table or horizontally for a low coffee table. The number of trestles can vary according to glass size and are available in sea green, bright orange, charcoal black, pure white or raw aluminium.



Trestle Dimensions. L 590mm x
W 510mm x H 700mm
Desk Dimensions. L 1800 x
W 700mm x H 710mm
Materials. 100% Recycled Aluminium /
Glass
Colours. Pure White / Charcoal
Black / Sea Green / Raw /Orange





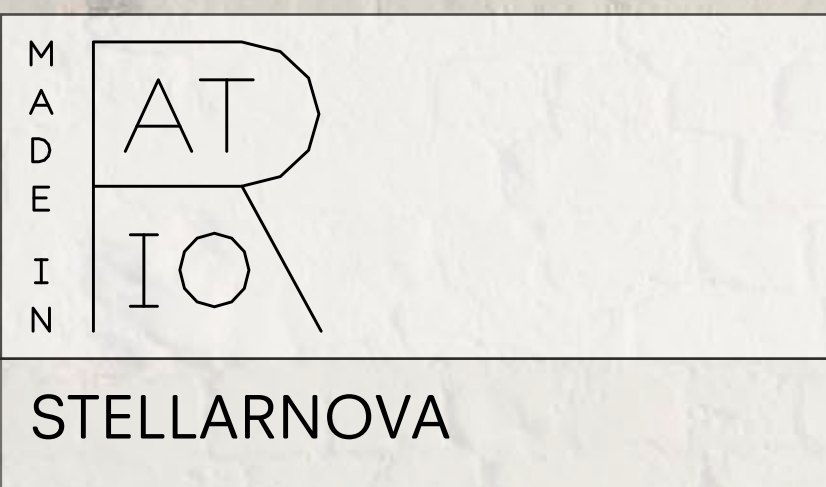
Loft Apartment, London UK




Foundry, London UK



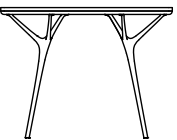

Supernova Cafe Table with Raw Trestle





STELLARNOVA

The biomorphic forms of the elegant Stellarnova legs are inspired by nature and sand cast in recycled aluminium or solid bronze with a patinated finish. Designed with a triangulated attachment point, each leg is self-supportive with the tabletop, reducing overall material and resulting in a more refined aesthetic. Completely modular, the legs can be positioned with tabletops of any shape and size.



Trestle Dimensions. L 700mm x W 510mm x H 590mm
Desk/Low Table Dimensions.
L 1800mm x W 700mm x H 450mm
Cafe Table Dimensions. ø800mm
Large Round Table Dimensions. ø1400mm
Materials. Legs: 100% Recycled Aluminium / Solid bronze
Top: Glass / Marble / Slate / Plywood






Via Palermo, Milan Italy



Mint Gallery, London UK

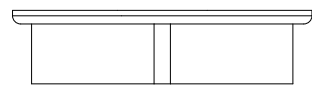
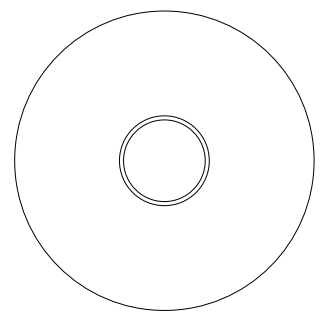
MADE
IN
AT
IO
FOCUS





FOCUS

The Focus collection combines carved blackened oak with the organic richness of dark Welsh slate. The low-level circular coffee table features an aperture in the centre as a two-tier focal point while the deep grey slate acts as a window to frame the solid oak below. A side table with a slate top and an ebonised oak cross-joint base completes the collection.



Coffee Table Dimensions. ø 1100mm × H 270mm
Side Table Dimensions. ø 520mm x H420mm
Materials. Solid Ebonised Oak / Welsh Slate





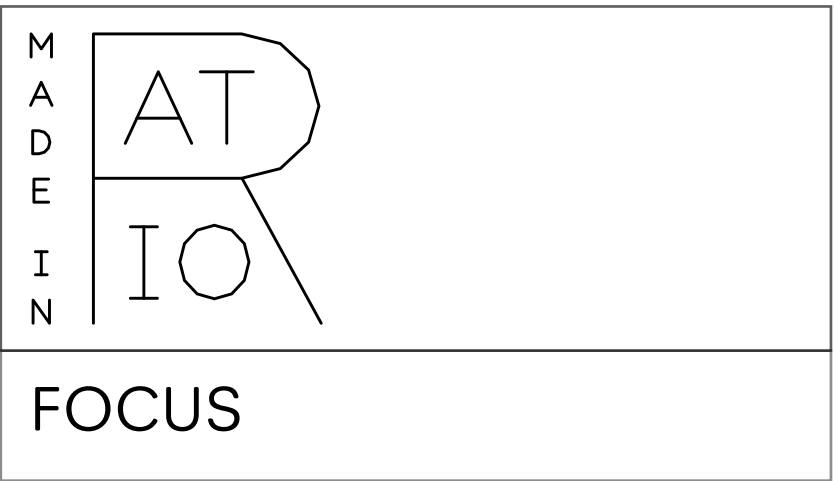
Kensal Green Studio, London UK



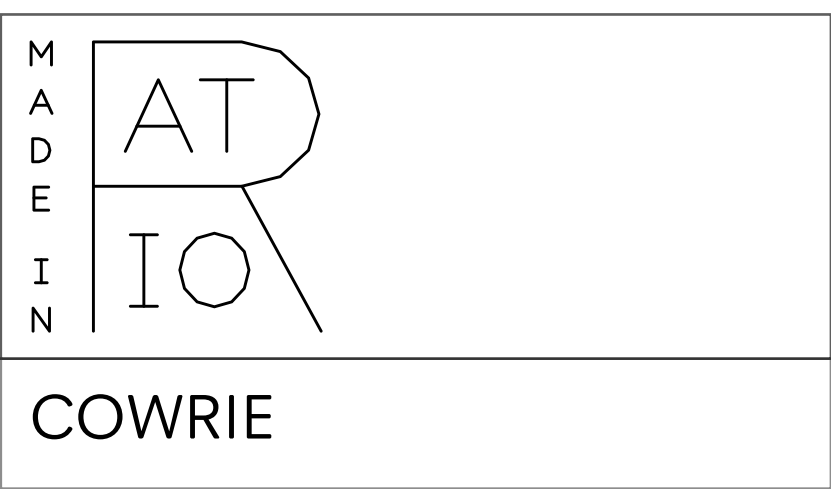
Kings Cross Gallery, London UK



Via Palermo, Milan Italy



Focus Side Table



Kensal Green Studio, London UK



Via Palermo, Milan Italy

M
A
D
E
I
N

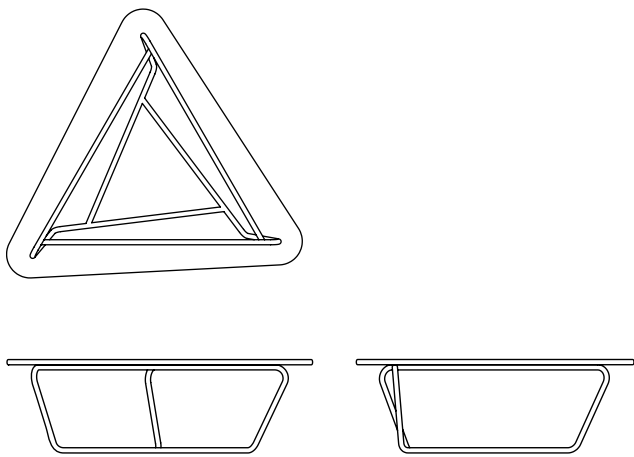
AT
IO

PRISM



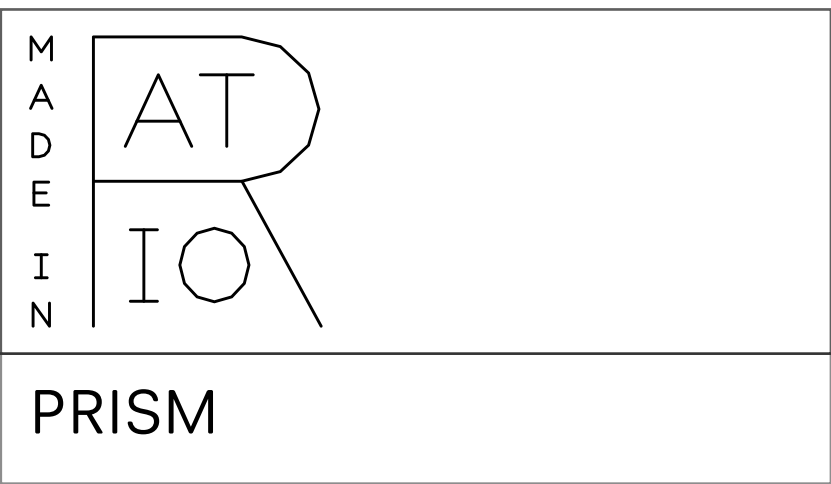
PRISM

The Prism coffee table has a geometrically configured base made from a stainless steel tubular frame forming an intersecting triangular pattern. The table is completed with a triangular, rounded edge, toughened glass top.




Dimensions. D 1010mm x W 1100mm x H 340mm
Materials. Mirror Polished Stainless Steel / Glass





Warehouse Apartment, London UK



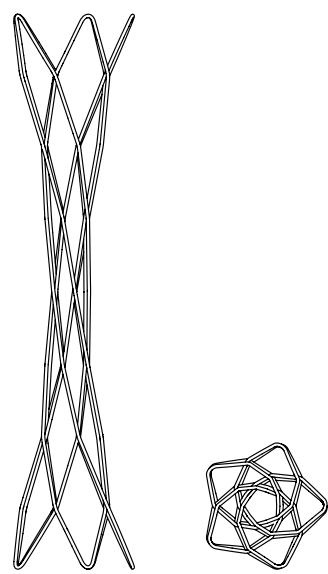
M
A
D
E

I
N

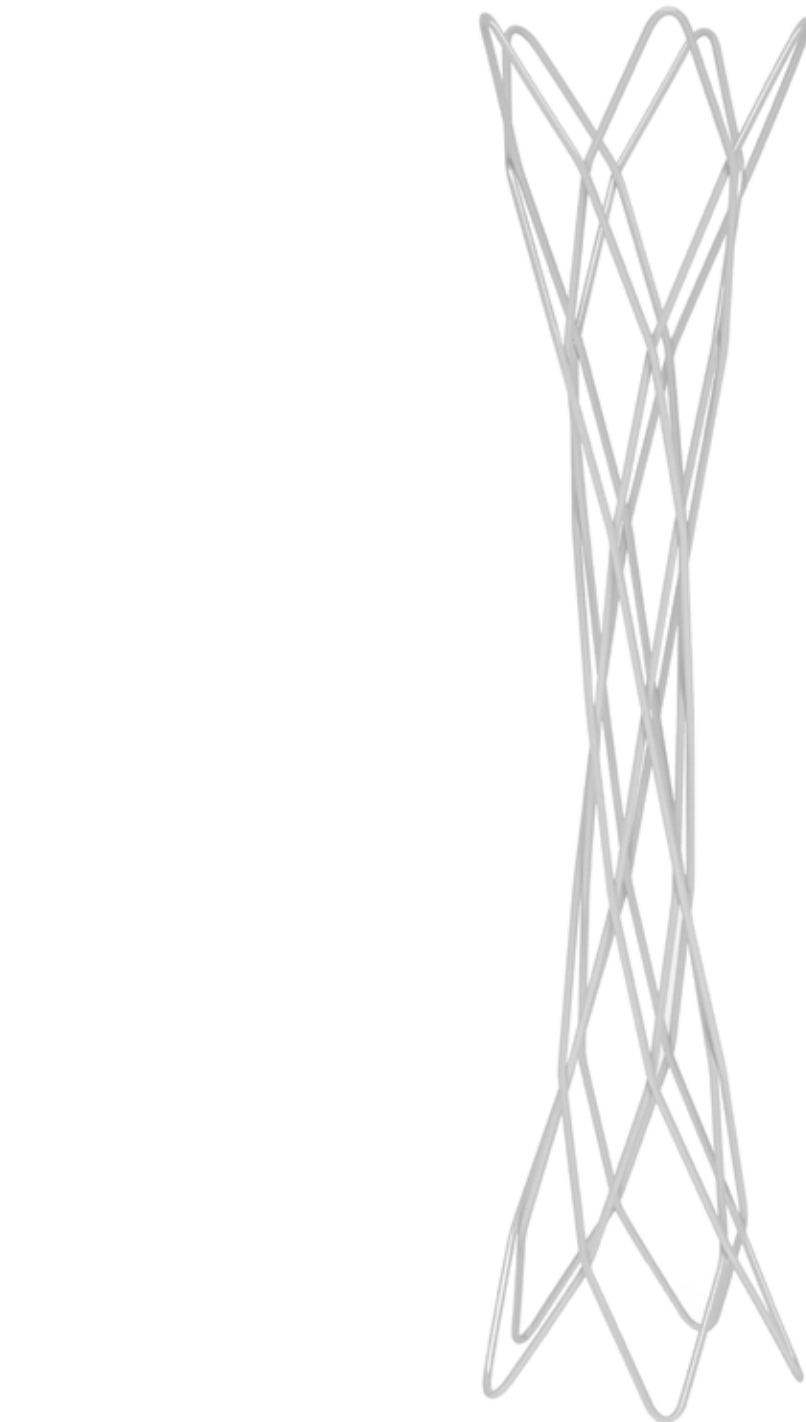
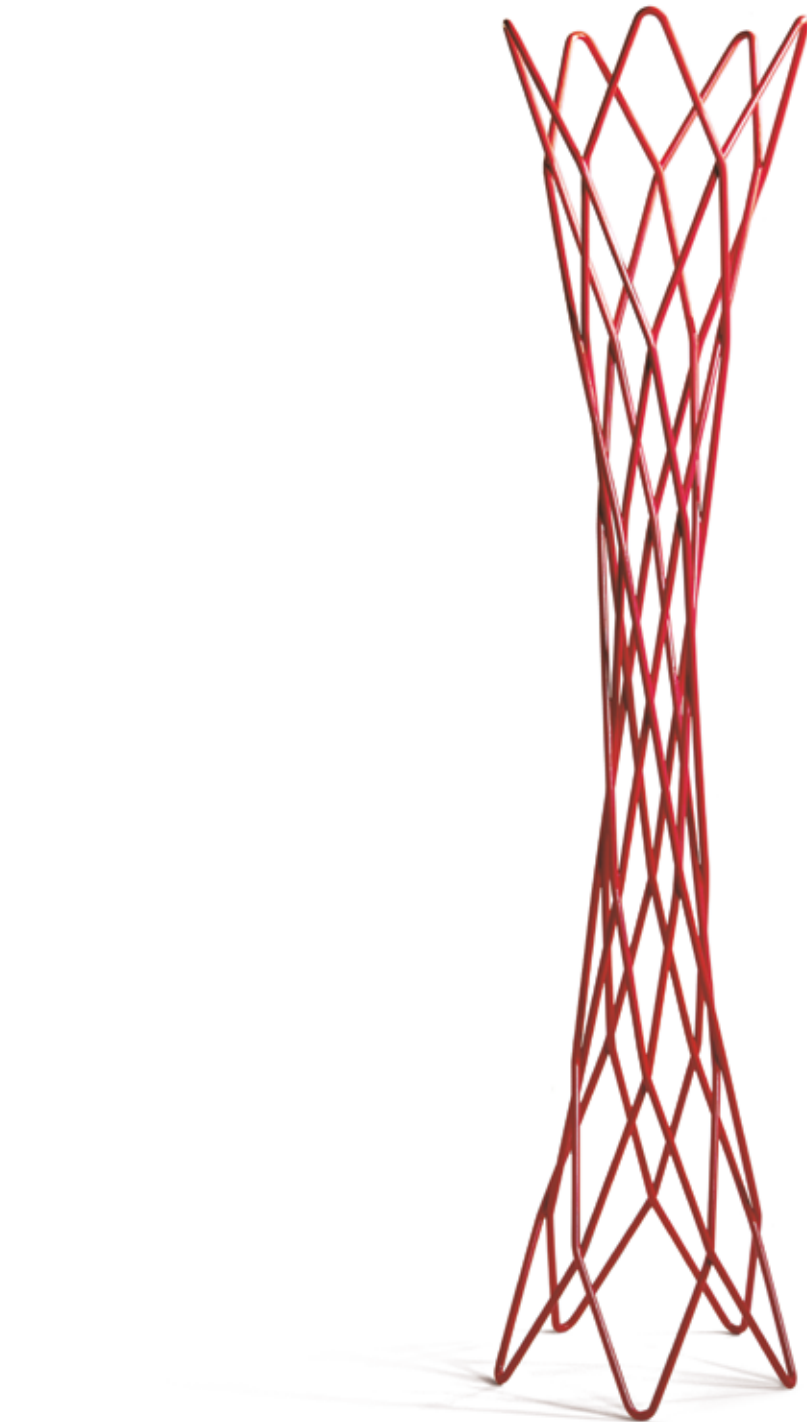
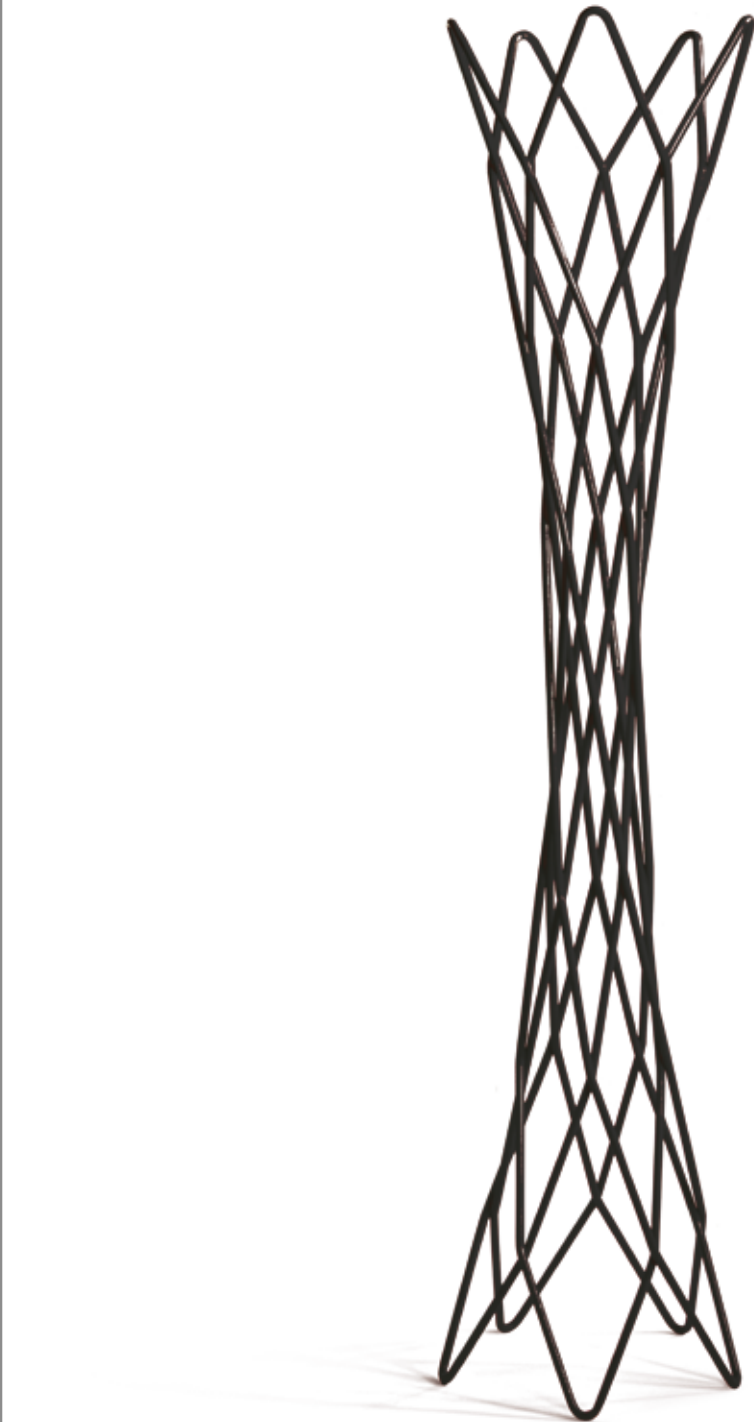
AT
IO

MATRIX

Beautifully woven from a continuous thread of steel, the Matrix is in perfect parametric proportion. The sophisticated hand-assembled wireframe is a vertical web of functionality able to capture anything from hats and coats to bags and umbrellas.



Dimensions. L 380mm x W 380mm x H1680mm
Materials. Powder Coated Steel
Colours. Pure White / Charcoal Black / Bright Red





Icon Design Event, London UK



De Beauvoir Residence, London UK

M
A
D
E
I
N

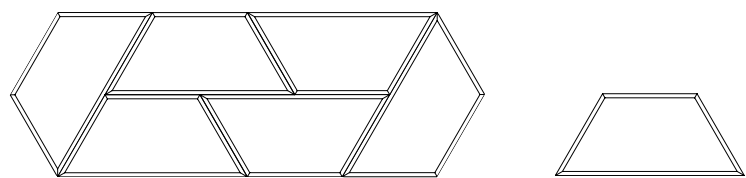
A
T
I
O

TETRA



TETRA

The Tetra shelving system is made from solid European White Oak or solid European Walnut. The modular trapezoid cell can be used as a single unit or can be built up to create endless configurations.



Single Unit Dimensions. D 400mm x W 880mm
x H 380mm
Materials. European Oak / Walnut



M
A
D
E

I
N

AT
IO

TETRA




Tetra Customisable

M
A
D
E
I
N

AT
IO

TETRA



M
A
D
E

I
N

AT
IO

TETRA



Kensal Green Studio, London UK



M
A
D
E

I
N

AT
IO

THANK YOU

