

LAMINA

HANNES PEER

Table  2021



INDEX

introduction	2
specifications	3
packing list	4
assembly instructions Lamina 01	5
assembly instructions Lamina 02-03	7

La Chance

4, rue de la Pierre Levée 75011 Paris, France | +33 (0) 9 72 31 12 77 | info@lachance.paris | www.lachance.paris

LAMINA

Lamina is a dinner table relying on the intersection of marble slabs.

Hannes Peer drew his inspiration from the conceptual work of architects Claude Parent (France) and John Lautner (US) who liberated architecture from the classic "cubic" spaces and introduced movement through oblique lines in their buildings in the 60's.

The interlocking triangle shaped legs of Lamina gives it both a sense of equilibrium and dynamism.






THE DESIGNER

Hannes Peer Architecture is an architecture and design studio that specializes in luxury retail, hospitality and residential spaces, founded in 2009 and based in Milan.

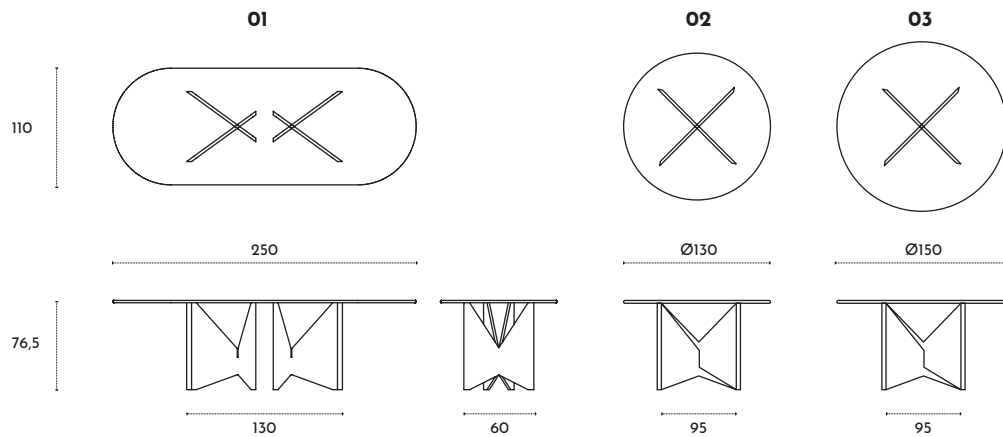
The constant theme is the search for eclecticism as well as high quality in the design at all scales through the study of the close relationship between architecture, historical context and new technologies mediating between craftsmanship and industrial production. The language used in the design is stratified and eclectic, uniting poetic vision and rigorous design. The studio's projects are recognizable by their strong iconographic identity, based upon continuous research on colours and materials and the contamination between the various contemporary languages.

SPECIFICATIONS

MATERIALS & FINISHES

OBLONG	ROUND
 Estremoz Veined marble	 Pele de Tigre marble
 Pele de Tigre marble	 Indian Green marble
 Indian Green marble	

TECHNICAL DRAWINGS



PACKAGING INFORMATION

COMPONENTS	FINISHES	PACKAGING	DIMENSIONS	WEIGHT	QUANTITY
01					
Top + feet	Marble	Wooden crate	L.260xI.130xH.70	550kg	1 crate
02					
Top + feet	Marble	Wooden crate	L.140xI.140xH.70	300kg	1 crate
03					
Top + feet	Marble	Wooden crate	L.160xI.160xH.70	380kg	1 crate

Dimensions are in centimeters.

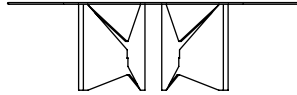
DELIVERY & MAINTENANCE

DELIVERY	Delivery lead time: 10 weeks Delivery on EUR-pallet
MAINTENANCE	Always use a microfiber cloth and rub lightly. Never apply any solvents. Marble is a natural material. Variations of patterns and hues occur from a table to another. More info about material and maintenance on www.lachance.paris/moodboard/

PACKING LIST

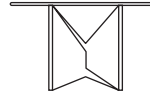
CONTENT OF THE ORDER

01
OBLONG 110x250



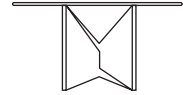
- 1 marble top
- 4 marble slabs with 8 steel rods

02
ROUND Ø130



- 1 marble top
- 2 marble slabs with 4 steel rods

03
ROUND Ø150



- 1 marble top
- 2 marble slabs with 4 steel rods

BE CAREFUL

- Marble is a fragile and heavy material, hence 4 people or more are required to install the table.
- Do not climb on the table.
- Indoor use only.

MORE INFORMATION

www.lachance.paris/products/lamina
www.lachance.paris/moodboard

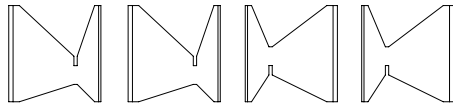
ASSEMBLY INSTRUCTIONS

LAMINA Oblong 01

CONTENT

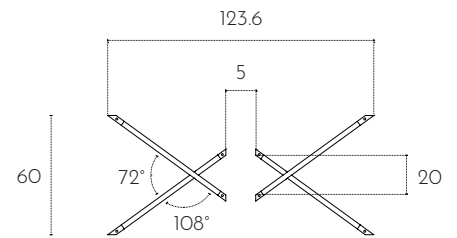
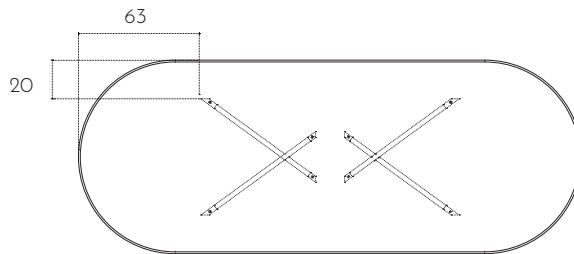


Number of people: 4-6



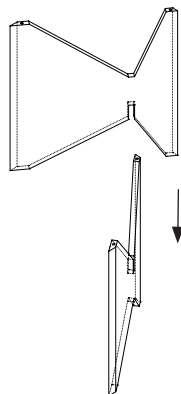
INSTRUCTIONS

To make sure the legs are in their right position before setting the top, please refer to the following measurements:

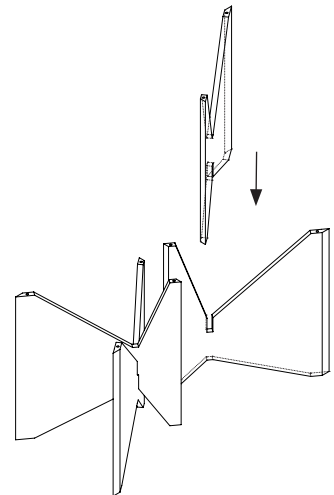


(cm)

1. Slide the two first slabs along their cuttings and align them according to the measurements.



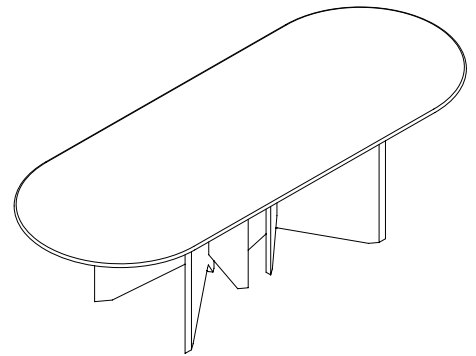
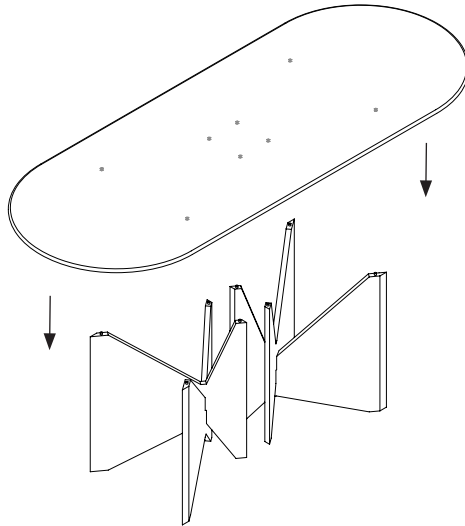
2. Repeat the step for the other leg and check the spacings between the four slabs.



ASSEMBLY INSTRUCTIONS

LAMINA Oblong 01

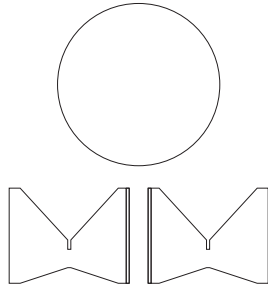
- 3.** Set the top making sure the rods are in the notches under the top.



ASSEMBLY INSTRUCTIONS

LAMINA Ronde 02-03

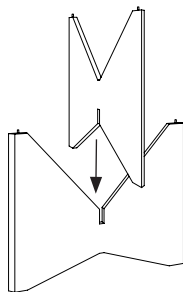
CONTENT



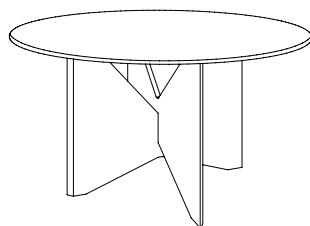
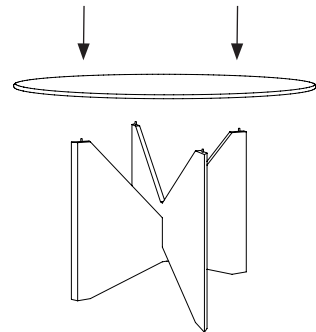
Number of people: 4

INSTRUCTIONS

1. Slide the two first slabs along their cuttings and align them according to the measurements.



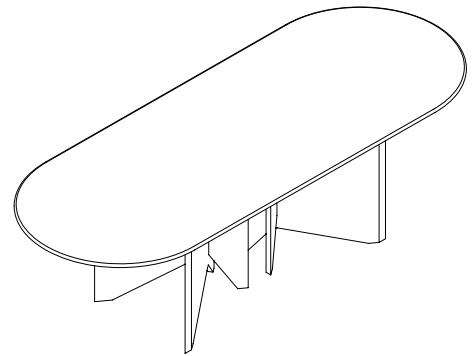
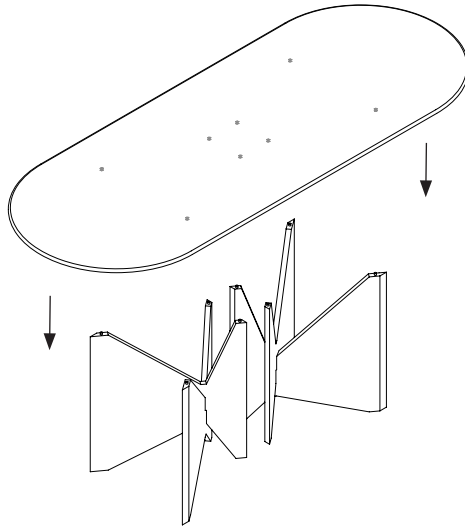
2. Set the top making sure the rods are in the notches under the top.



ASSEMBLY INSTRUCTIONS

LAMINA Oblong 01

- 3.** Set the top making sure the rods are in the notches under the top.



CONTACT

Do not hesitate to contact us if you have any question about the product, its assembly instructions and maintenance.

La Chance
info@lachance.paris
+33 (0) 9 72 31 12 74