

La Chance

ZORRO

NOTE DESIGN STUDIO

Coffee table ●● 2012

INDEX

introduction	2
specifications	3
packing list	4
assembly instructions	5

La Chance

4, rue de la Pierre Levée 75011 Paris, France | +33 (0) 9 72 31 12 77 | info@lchance.paris | www.lchance.paris

ZORRO

Zorro is a minimalist yet graphical coffee table. The masked hero signature inspired the ingenious Z structure which supports a duo of overlapping round tabletops giving a sense of lightness to this simple and elegant piece.

The design plays with our perception as Zorro seems to be made up of 2 nested tables as it is one and only table.

Zorro comes with 2 glass colored tops, yellow or blue that project their color on the floor and provides a strong and energizing spot of color in an interior. The marble version is a quieter combination of smoked glass and black or white marble table top.




THE DESIGNERS

Note Design Studio is a collective of architects, graphic & product designers established in Sweden in 2008. They presented their first furniture pieces in 2010 during the Marginal exhibition where the colorful and sculptural creations were to define Note's identity and originated their career as one of the main player in nowadays Nordic design scene.

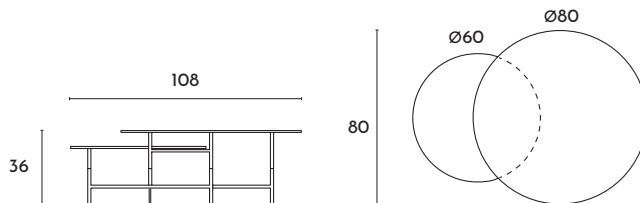
Their style combines the elegant simplicity of Nordic design with a playful and almost naïve identity.

SPECIFICATIONS

MATERIALS & FINISHES

FINISHES	
	Blue glass Blue metal structure
	Yellow glass Chrome structure
	Smoked glass Pele de Tigre marble Chrome structure
	Smoked glass Marquina marble Chrome structure

TECHNICAL DRAWINGS



PACKAGING INFORMATION

COMPONENTS	FINISHES	PACKAGING	DIMENSIONS	WEIGHT	QUANTITY
01					
Tops	Glass	Cardboard box	L.80xW.60xH.8	10kg	1 box
Structure	Metal	Cardboard box	L.20xW.60xH.8	2kg	1 box
02					
Tops	Marble	Wooden crate	L.80xW.60xH.8	55kg	1 crate
	Glass	Cardboard box	L.86xW.45xH.96	7kg	1 box
Structure	Metal	Cardboard box	L.20xW.60xH.8	2kg	1 box

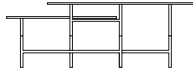
Dimensions are in centimeters.

ADDITIONAL INFORMATION

DELIVERY	Delivery lead time: in stock
MAINTENANCE	<p>Marble is a natural material; each table has different hues and patterns. Always use a microfiber cloth and rub lightly. Never apply any solvents. Marble received a water repellent treatment. Depending on the use, please repeat the treatment every 6 months to 1 year.</p> <p>More info about material and maintenance on www.lachance.paris/moodboard/</p>

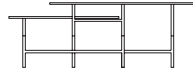
PACKING LIST

CONTENT OF THE ORDER



01

2 glass table tops
1 box with:
- 3 metal tubes structures
- 2 steel tubes
- 4 metal split pins
- 2 screws



02

1 glass table top
1 marble table top
1 box with:
- 3 metal tubes structures
- 2 steel tubes
- 4 metal split pins
- 2 screws

BE CAREFUL

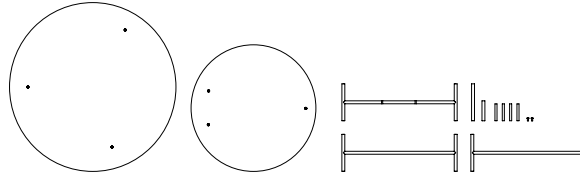
- Marble and glass are fragile materials.
Be careful not to hit the pieces.
- Screw the lower table top to the central tube with the provided screws.
This step is mandatory to prevent the top from tilting.

MORE INFORMATION

www.lachance.paris/products/zorro
www.lachance.paris/moodboard

ASSEMBLY INSTRUCTIONS

CONTENT



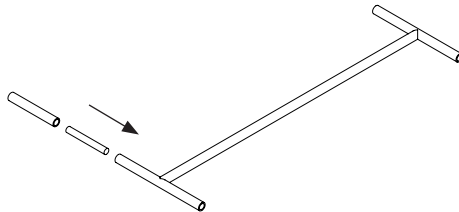
Number of persons: 1-2

Tools required:

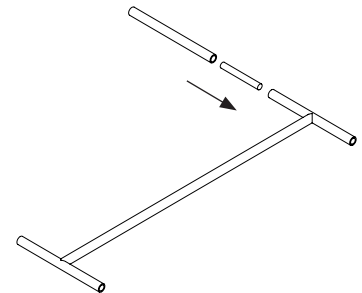
- a flat-head screwdriver

INSTRUCTIONS

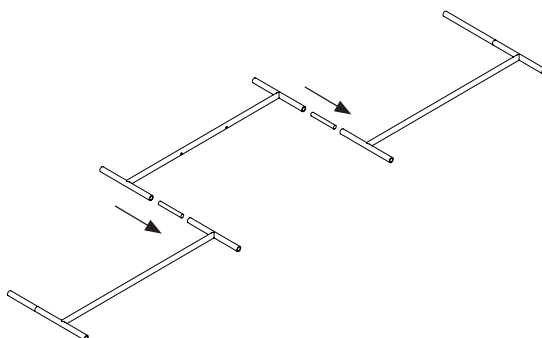
1. Lay the structure on the floor. Insert a split pin in the first lower structure and fit the short tube on it.



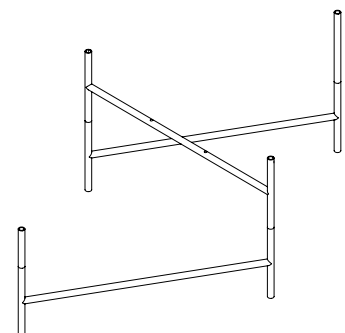
2. Insert the split pin in the second lower structure and fit the long tube on it.



3. Insert a split pin in each lower structure and join them with the upper one.

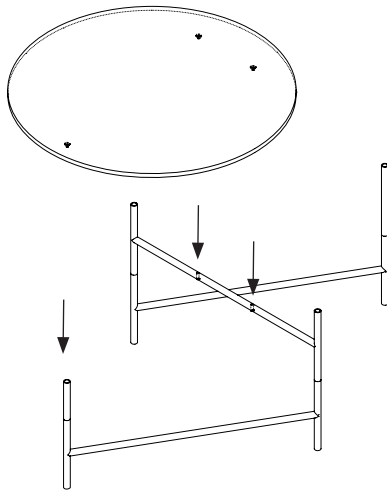


4. Lift up the structure and adjust it in a Z shape.



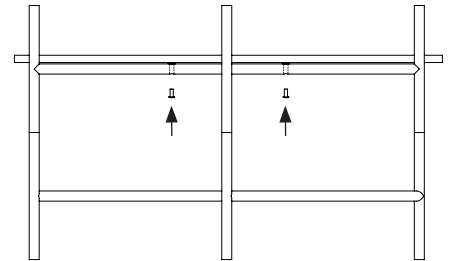
ASSEMBLY INSTRUCTIONS

- 5.** Set the small table top, making sure its pins are inserted in the structure.

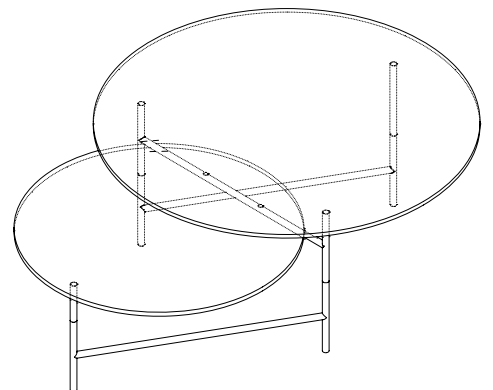
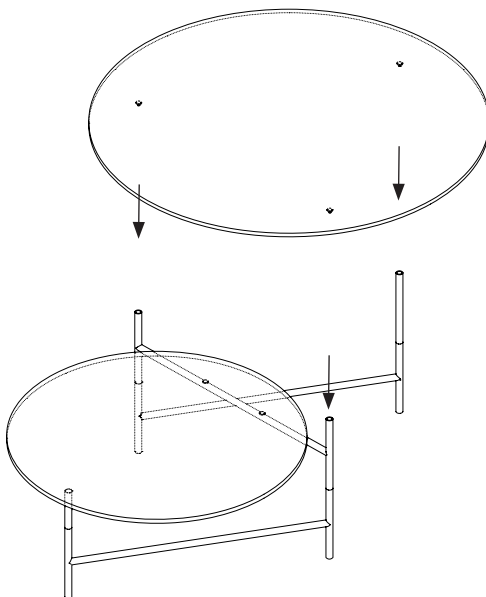


- 6.** Screw the table top to the central tube from the bottom.

This step is mandatory to prevent the top from tilting.



- 7.** Set the large table top, making sure its pins are aligned to the holes in the structure.



CONTACT

Do not hesitate to contact us if you have any question about the product, its assembly instructions and maintenance.

La Chance
info@lachance.paris
+33 (0) 9 72 31 12 74